BDI User Guide

Automatic locking & seal mode, featuring challenge response



BDI User Guide Automatic Locking & Sealing Mode

This vehicle is fitted with Barndoor Integritas. The following user guide, details how to use the system with the automatic setting lock.

To Lock & Seal the Cargo Doors

1. Close the vehicle door and secure the door handle as normal. The unit will automatically lock and seal a few seconds after door closure.



2. To view the seal number, press the white 'activation' button once.

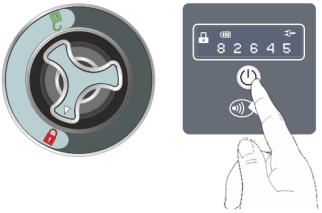

To Unlock & Unseal the Cargo Doors

3. Press the white 'activation' button to wake-up the unit, then present a valid transponder to the antenna. The message 'unlocked' will be displayed.

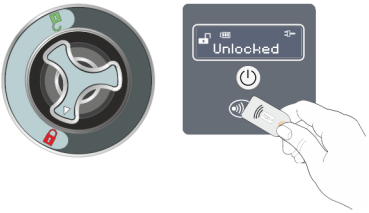

4. Turn the handle to the unlock position and open the door as normal (NB: if you do not open the doors, the unit will re-lock after 15 seconds)

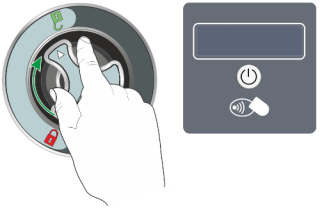

MAPLE

BDI User Guide Unlocking via Challenge Response

The following user guide, details how to use unlock codes utilising the 'Challenge Response' access control procedure.

Accessing the Load Area with PIN Codes

1. Press the white ‘action button’ on the vehicle mounted control unit to reveal the seal number, then contact your fleet administrator, quoting the seal number to request an access code.

If you are a registered user visit www.integritas-secure.net and login using your user credentials.

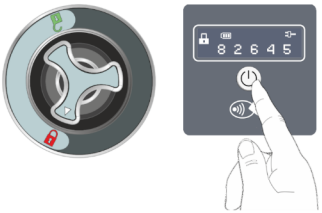

2. To obtain an access code, once logged into the web portal, click ‘Access Code’ from the homepage. Select the vehicle from the 'Units' list, enter the current seal number displayed on the vehicle mounted control unit, add any notes, then click ‘Get Code.’ Your unlock code will then be displayed.



3. To enter the unlock code into the vehicle mounted unit, press and hold the white ‘action button,’ until a cursor is displayed.

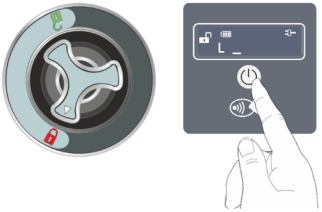

4. Press the white ‘action button’ as many times as required to enter the first digit (i.e. press three times to enter number 3, or five times for number 5).

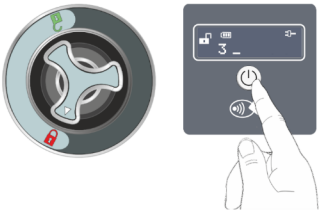

5. Wait until the cursor moves to the next digit and repeat stage 4 until all five digits have been entered. If a correct code is entered, the message 'Unlocked' will be displayed.

Turn the handle to the unlock poistion and open the door as normal. (NB: if you do not open the doors, the unit will re-lock after 15 seconds)



MAPLE