

# MAPLE IQ

## Integritas Battery Replacement



## How to Replace the Integritas Battery

1. Using a suitably sharp tool, carefully remove the battery label.



Any residue remaining from the adhesive needs to be cleaned off the cover plate before refitting the new label.

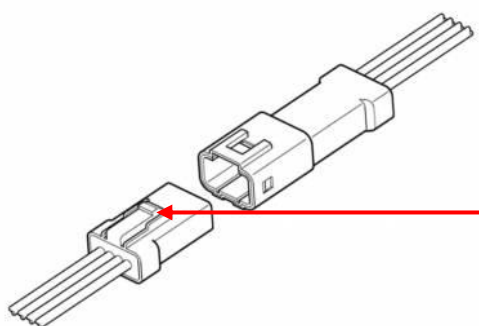


2. Undo the four battery assembly fixing screws and set aside for refitting later.


**Fixing screw size is T10 Torx (NB: Older units use 2mm Hex fixing screw)**




3. Remove the battery assembly and disconnect the battery loom. To disconnect the battery connector, depress the locking lever and pull apart.



**Locking lever**



4. Take the new battery and connect the battery loom to the unit.




5. With the new battery connected, press the white push-button on the Integritas control unit to ensure the battery is working correctly.



6. Once satisfied the battery assembly is working, re-position the battery in the housing, ensuring the loom is securely positioned in the cavity (as shown).



Ensure the wires are not snagged or crimped when inserting the battery in the housing.




7. Clean the front surface of the battery cover plate, ensuring any remaining adhesive has been fully removed, then re-position the battery cover plate using the four fixing screws removed earlier and tighten to 0.9Nm




Follow all safety precautions and good practises when using any cleaning agent. Read the **SAFETY DATA SHEET** before proceeding.

8. Take the Integritas battery label and remove the backing paper. Carefully align the battery label and rub down evenly over the label to ensure good adhesion.



9. Complete a final test to ensure the unit is fully operational.



# Contact Maple

## AfterSales & Technical Support

If you require technical support or are experiencing any issues with Maple products, please contact the Aftersales Team for further assistance..



+44 (0) 1455 616 574



[aftersales@maplefleetservices.co.uk](mailto:aftersales@maplefleetservices.co.uk)

## Sales & General Enquiries



+44 (0) 333 012 9108



[aftersales@maplefleetservices.co.uk](mailto:aftersales@maplefleetservices.co.uk)

## Visit the Website



[www.maplefleetservices.co.uk](http://www.maplefleetservices.co.uk)

