

# Barndoor FreightLock User Guide

Automatic Locking & Sealing Mode



Call us on: +44 (0)161 429 1580 Visit us at: [maplefleetservices.co.uk](http://maplefleetservices.co.uk)

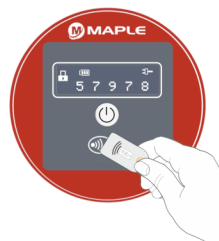


## Load Area Security User Guide


This vehicle is fitted with FreightLock IQ, a high security door lock and electronic, tamper evident seal.

### Accessing the Load Area

1. To release the rear door lock, press the white 'wake-up' button on the Maple control unit and present the white transponder fob to the display.



2. You can now open the rear doors. NB: If the door is not opened within 15 seconds the locks will re-engage.

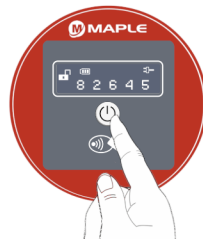


### Securing the Load Area

3. Upon door closure the locks will automatically engage and a new 5 digit seal number will be generated.



4. To view the seal number, press the white 'wake-up' button on the Maple control unit once.



**NB:** In the event access to the vehicle load area is required and a keyfob is unavailable (i.e Locked inside or lost), access to the vehicle can be gained via the use of an emergency access code. Refer to the 'Emergency Access Procedure' guide for more detail.

