

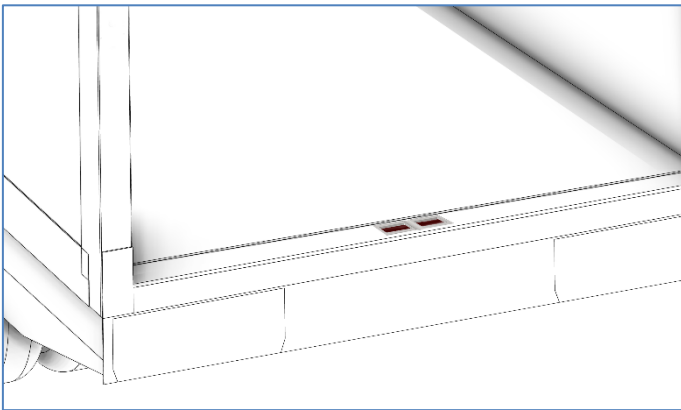
Lock Type 70, 77

Latch Plate Positioning Guide

! IMPORTANT: This document outlines the proper placement of the **Latch Plate** in relation to the **Handle** for lock types **70 and 77**. Correct positioning of the latch plate according to the specified dimensions is crucial for the **security lock** to function properly.

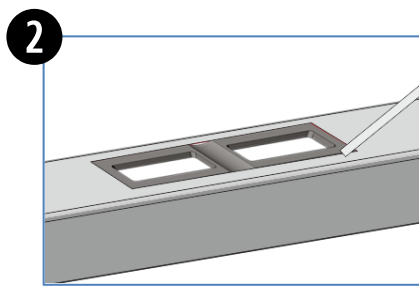
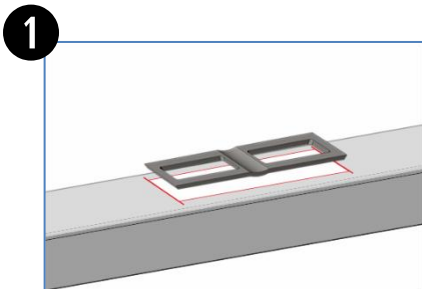
After installing the latch plate, ensure that the handle alignment meets the parameters shown by checking it using the points provided on the **label**. (See page 3).

Fitting Guide - Latch Plate



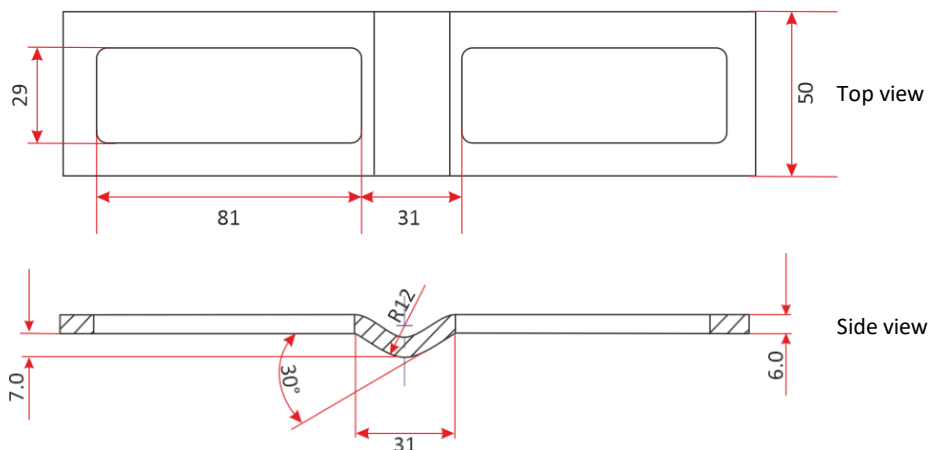
Follow the diagram that matches your lock type (**70, 77**) to position the latch plate correctly.

The latch plate **MUST** be level and aligned with the surface that the door touches when closed. You can either weld or bolt the latch plate in place.

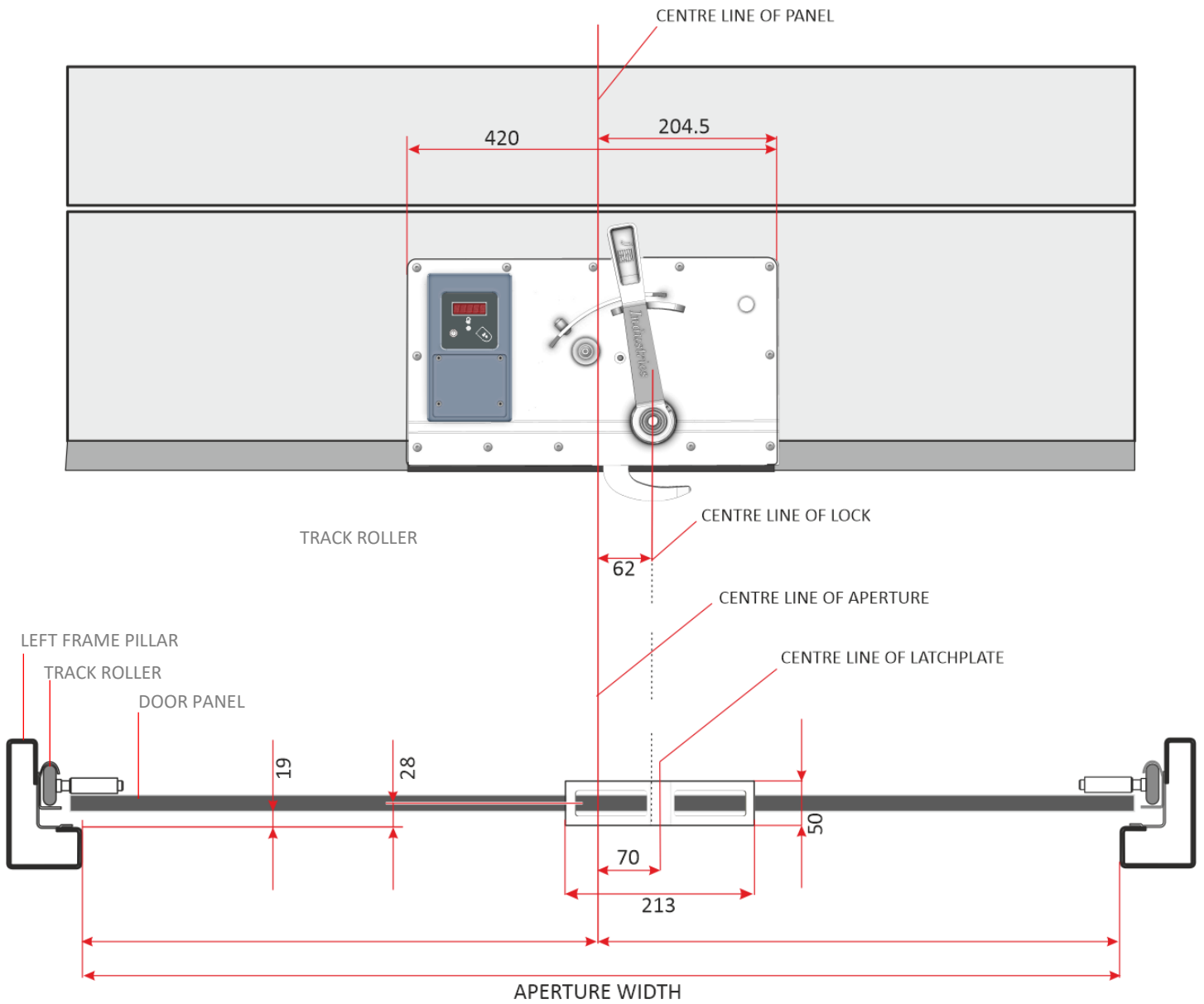


NOTE: If you are **not** using the supplied latch plate, ensure that the replacement is of equal thickness and strength. Additionally, make sure that the centre of the latch plate follows the dimensions and radius outlined below.

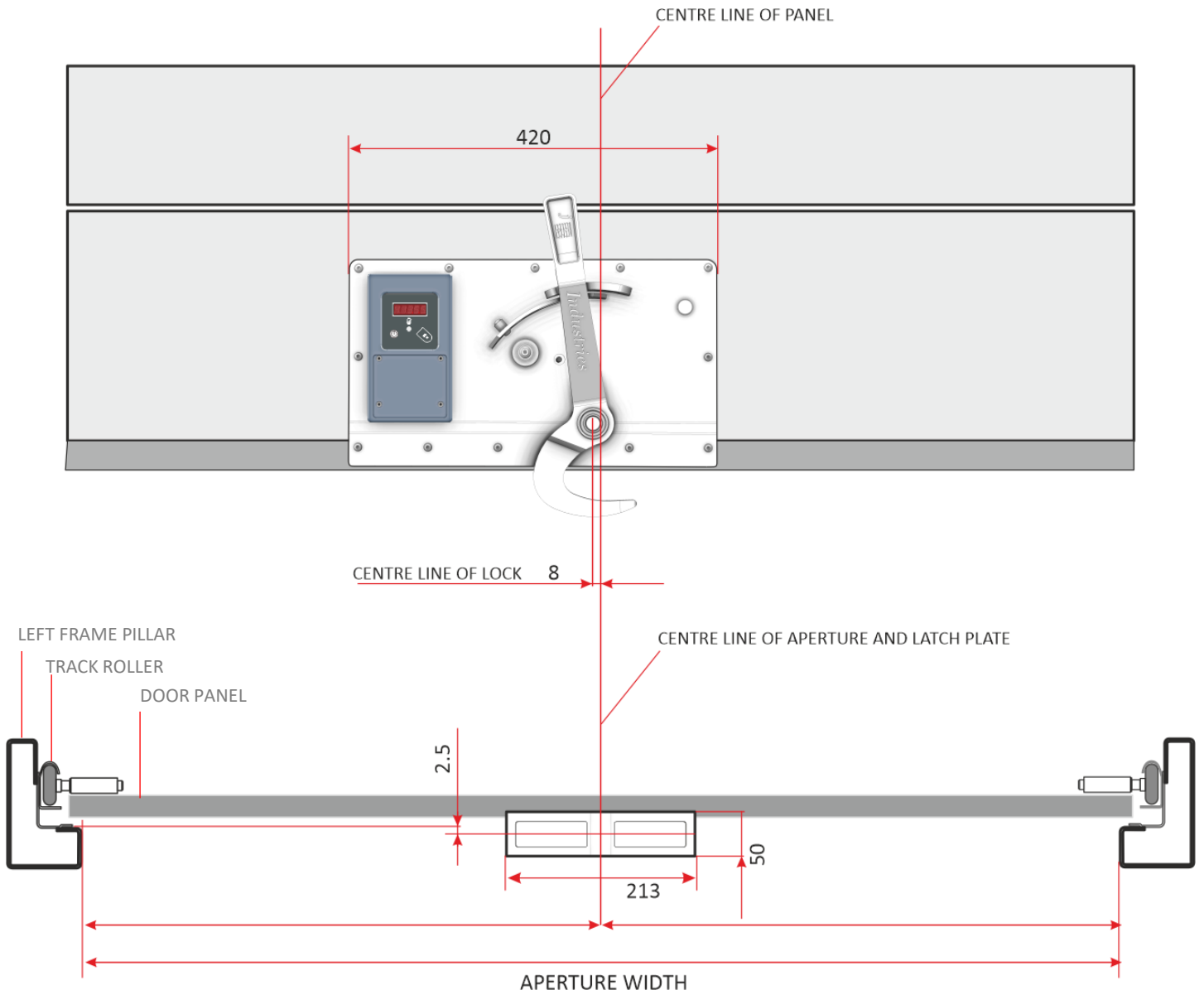
JR Part No: 2804 Latch Plate – For Type 77 & Type 70 locks




Latch Plate Positions – LOCK TYPE 70, identified by internal hook



Latch Plate Positions – LOCK TYPE 77, identified by external hook



! IMPORTANT: Verify the proper alignment of the handle by referring to the label.



This shutter features a security lock. To ensure correct performance, check the handle alignment using the **label** shown opposite.

It is essential that the handle cannot physically enter the red zone when in the closed position.

Once the handle alignment has been completed, this label can be removed.

Control Sheet**MX10537****Lock Type 70, 77 Latch Plate Fitting Guide****Issue 1 20/06/2023***Stock Code – n/a**Page count including cover - 4**File path and Author – Q:\05. Document Control\MASTER MX DOCUMENTS - Generic Guides. PET***Issue Control**

Procedure	Parts	Date	Reason for change

CONTACT INFORMATION

Maple Fleet Services Ltd, Maple House, Crown Royal Industrial Park, Shawcross Street,
Stockport. SK1 3EY. UK.
Tel: +44 (0)161 429 1580.

Maple Fleet Services Ltd,

No part of this publication may be reproduced in any form or by any means, including photocopying and recording without the written permission of the copyright holder. Products illustrated are made from drawings in which copyright subsists. The making of copies of any of these products is prohibited.
© Maple Fleet Services Ltd 2023